



Clock Oscillator Full Size

■ Holder Type: CF

Frequency Range:

0.50MHz to 160.00MHz

Features:

- High Reliability & Low Cost Unit
- Tight Stability & Extended Temperature Available
- Lead-free Type
- Bent Lead SMD Type available



Actual Size



■ Standard Specifications

| Item | Value | | |
|-----------------------------|--|--|---|
| Frequency Range | 0.50 to 160.00MHz | | |
| Frequency Tolerance @ 25 °C | ±30ppm, ±50ppm, ±100ppm | | |
| Operating Temperature Range | 0 °C to +70 °C / -40 °C to +85 °C (other operating range also available) | | |
| Operable Temperature Range | -55 °C to +125 °C | | |
| Output Type | HCMOS | | |
| Output Load | 15pF Max | | |
| Operating Voltage | 1.8V / 3.3V / 5V ±10% | | |
| Current Consumption (Max.) | 1.8V: 0.5 - 16MHz: 6mA 17 - 80MHz: 15mA 81 - 160MHz: 25mA | 3.3V: 0.5 - 16MHz: 7mA 17 - 80MHz: 38mA 81 - 160MHz: 65mA | 5.0V: 0.5 - 16MHz: 23mA 17 - 80MHz: 35mA 81 - 160MHz: 80mA |
| Output Symmetry | HCMOS:40~60%(at 50% V _{DD}) 45~55% is available | | |
| “High” Output Voltage | HCMOS: 90% V _{DD} Min | | |
| “Low” Output Voltage | HCMOS: 10% V _{DD} Max | | |
| Rise and Fall Time | 5ns Max | | |
| Tri-State | Yes | | |
| Ageing | Max 5ppm / year | | |

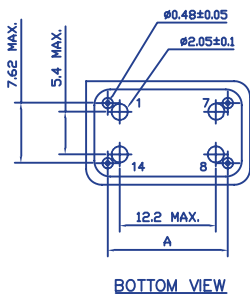
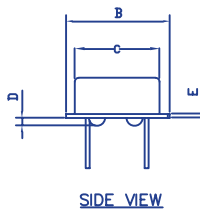
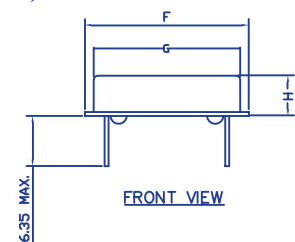
* For special requirements not included in our standard datasheet, please contact sales representative.

Note:

1. Manufacturer reserves the right to change the specification and content of this product for improvement without notification.
2. Custom specification is welcome. Please contact our sales representative for further details.
3. If the crystal is intended for applications which have direct impact on human life and properties, and require a high degree of reliability and safety concerns, customers must provide full information such as but not limit to the application, electrical and reliability specification at the inquiry beginning stage.
4. Customers have to agree to the “Guideline for handling crystal units” and “Standard Terms and Condition of Sales” which is printed this catalog before placing orders to our company or our distributors. There are also unpredictable factors such as applied condition, oscillation margin and etc and customers must check them beforehand. In case of queries, please do not fail to send inquiry to our company before ordering.



■ Dimensions (mm)



| Pin | Connection |
|-----|---------------------------------|
| 1 | N/C or $\frac{EN/DIS}{3-state}$ |
| 7 | GND |
| 8 | Output |
| 14 | Vcc |

| FS OSC | |
|--------|--------------|
| ITEM | DIMENSION |
| A | 15.24 ± 0.13 |
| B | 13.21 MAX |
| C | 11.0 MAX |
| D | 0.90 MAX |
| E | 0.7 MAX |
| F | 20.8 MAX |
| G | 18.5 MAX |
| H | 5.1 MAX |

MARKING INFORMATION



XXXXXX = OSCILLATOR FREQUENCY

YYYYYY - 2~7 DIGITS TRACEABILITY CODE

