



### Frequency Range:

20.00kHz to 75.00kHz

### Features:

- High Reliability & Low Cost Unit
- Tight Stability & Extended Temperature Available
- RoHS Compliant
- Formed Lead SMD Type available



Actual Size



## ■ Standard Specifications

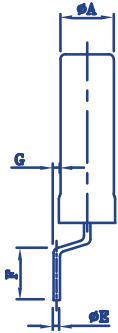
| Item                               | 2T(2×6)   |                 |
|------------------------------------|---|-----------------|
| Frequency Range                    | 32.768kHz   | 20.0 to 75.0kHz |
| Equivalent Series Resistance (ESR) | 40kΩ Max  | 50kΩ Max        |
| Frequency Tolerance @ 25 °C        | ±20ppm (tighter tolerance also available)               |                 |
| Temperature Coefficient            | -0.034±0.006ppm /°C <sup>2</sup>                        |                 |
| Operating Temperature Range        | -20 °C to +70 °C (other operating range also available) |                 |
| Operable Temperature Range         | -40 °C to +85 °C  |                 |
| Load Capacitance                   | 6.0pF , 8.0pF , 12.5pF is standard                      |                 |
| Drive Level                        | 0.2μW Max   |                 |
| Shunt Capacitance                  | 2.5pF Max   |                 |
| Aging                              | ±5ppm/year  |                 |

### Note:

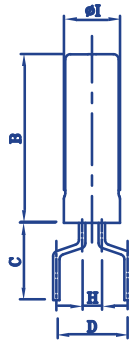
1. Manufacturer reserves the right to change the specification and content of this product for improvement without notification.
2. Custom specification is welcome. Please contact our sales representative for further details.
3. If the crystal is intended for applications which have direct impact on human life and properties, and require a high degree of reliability and safety concerns, customers must provide full information such as but not limit to the application, electrical and reliability specification at the inquiry beginning stage.
4. Customers have to agree to the "Guideline for handling crystal units" and "Standard Terms and Condition of Sales" which is printed this catalog before placing orders to our company or our distributors. There are also unpredictable factors such as applied condition, oscillation margin and etc and customers must check them beforehand. In case of queries, please do not fail to send inquiry to our company before ordering.



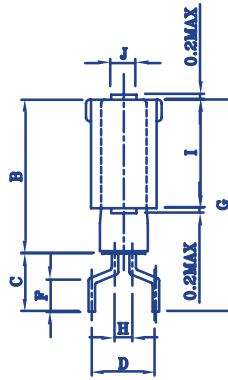
■ Dimensions (mm) and Solder Pad Layout (mm)



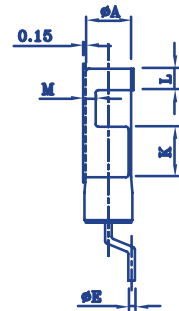
FRONT VIEW



SIDE VIEW

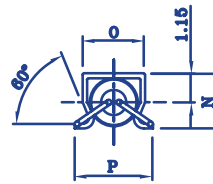


FRONT VIEW

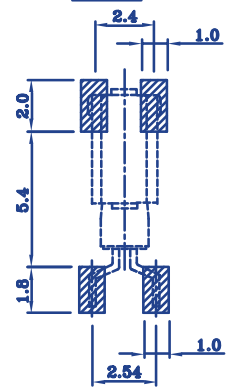


SIDE VIEW

| DIMENSION | TYPE 2X6    |
|-----------|-------------|
| A         | ∅1.9 ±0.1   |
| B         | 6.0 ±0.2    |
| C         | 3.3 Max     |
| D         | 2.54 ±0.3   |
| E         | ∅0.25 ±0.05 |
| F         | 1.65 ±0.3   |
| G         | 0 ~ 0.30    |
| H         | 0.7 ±0.2    |
| I         | ∅2.0 ±0.2   |

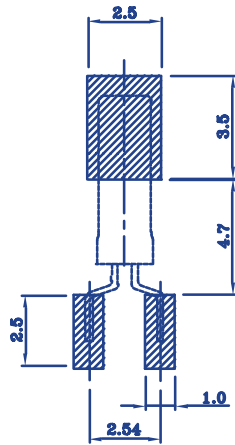


BOTTOM VIEW



RECOMMENDED LAND PATTERN

MARKING INFORMATION



RECOMMENDED LAND PATTERN

| ITEM | DIMENSION |
|------|-----------|
| A    | 1.9±0.1   |
| B    | 6.0 ±0.2  |
| C    | 3.3 Max   |
| D    | 2.54±0.3  |
| E    | ∅0.25     |
| F    | 1.65Max   |
| G    | 0.4Max    |
| H    | 0.7±0.1   |
| I    | 2.0       |
| J    | 1.0       |
| K    | 2.0       |
| L    | 0.85      |
| M    | 0.5       |
| N    | 2.2±0.1   |
| O    | 2.5       |
| P    | 2.7Max    |



MARKING INFORMATION

QUARTZ  
CRYSTALS